



OMNI-PURPOSE[®]

30-WATT BI-DIRECTIONAL LOUDSPEAKERS

APT-34T



APT-34T Series

TECHNICAL SPECIFICATIONS

Model:	APT-34T
Power Rating:	30 Watts
Frequency Response:	400-12,500 Hz (Nominal) 450-12,500 Hz (± 5dB)
Sensitivity:	119dB 30 Watts (peak) 112dB 30 Watts/1 Meter (avg) 450-12,500 Hz 101dB 1 Watt /1 Meter (avg) 450-12,500 Hz
Dispersion Angle:	175° (-6dB, 2000 Hz octave band)
Dimensions:	16½" L x 9¾" Dia. (419 x 248mm)
Weight:	9 lbs. (4.1kgs)
Finish:	Baked epoxy

ARCHITECT AND ENGINEER SPECIFICATIONS

Loudspeaker shall be bidirectional, twin projector Atlas Sound _____ (Model APT-34T) or approved equal. Full range audio power rating shall be 30 Watts. Frequency response shall be 400 -12,500 Hz (nominal), 450-12,500 Hz (+5dB). Sound pressure level shall be 112dB (30W/1M), 101dB (1W/1M). Sound dispersion of the double re-entrant type dual-exponential bells shall be 175° in each direction. Model shall have impedance selection via seven position switch including a 45-ohm tap. Power taps shall be available at 0.9, 1.8, 3.7, 7.5, 15 Watts on 25V line, 2, 3.8, 7.5, 15 and 30 Watts on 70V line and 4, 7.7, 15 and 30 Watts on 100V line. For wiring and vandalism protection, Atlas Sound _____ (Model BX-1A) armored cable adapter and _____ (Model AD-17) ½" diameter pipe thread adapter or approved equals shall be available where specified. Finish shall be grey baked epoxy. Dimensions shall be 16½" (419mm) long x 9¾" (248mm) bell diameter. Weight shall be 9 lbs. (4.1kg).

FEATURES

- Twin Reflex Projectors Provide High Efficiency Bi-directional Sound Dispersion
- Element Resistant Construction for Indoor or Outdoor Installations
- Built-In 25, 70.7, 100V Transformer with Seven-Position, Impedance Switch for Application Versatility
- Omni-Purpose Mounting Bracket for Positioning Flexibility on Vertical or Horizontal Planes
- Optional Accessories for Vandalism Protection



APPLICATIONS

Surface mounting loudspeaker utilizes a single driver and twin projector to provide cost-efficient, bi-directional sound dispersion. Environment resistant assembly is recommended for paging, talkback, security and tone signaling in corridors, stairwells, walkways, under eaves and along building perimeters of transportation platforms, warehouses, loading docks, parking lots, garages, sports, and recreational facilities.

GENERAL DESCRIPTION

Atlas Sound Model APT-34T is a high-intelligibility loudspeaker with a single compression driver which delivers 30 Watts of power and 175° sound dispersion in opposite directions. It incorporates the exclusive Vari-Tap[®]-control connect center, which features a built-in 25, 70.7, 100V transformer and a seven-position watts/impedance switch (screwdriver adjustable) with a 45 Ohm tap. Model APT-34T is environment-resistant and includes a protective terminal cover with built-in cable strain relief for versatile indoor/outdoor intercom and signaling use. The single adjustment Omni-Purpose mounting bracket provides positioning flexibility on conventional surface installations (vertical and horizontal planes) and includes provisions for strap-mounting to I-beams or pillars. Dimensions are 16½" L x 9¾" Dia. (419 x 248mm). For cable/conduit installations, vandal-resistant cover plate Model BX-1A and ½" dia. pipe thread adapter Model AD-17 are available. APT-34T is finished in durable grey epoxy. Weight is 9 lbs.(4.1kg).

ACCESSORIES

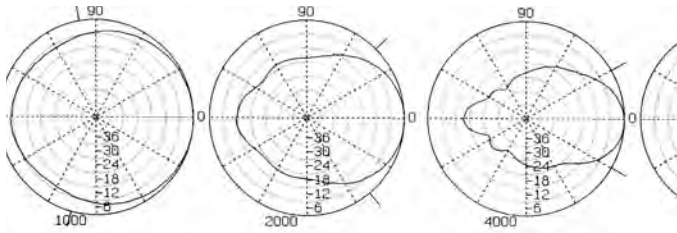
-  **BX-2A.** Vandal Resistant Cover Plate for Armored Cable and Conduit Connection. Constructed of Cast Aluminum.
-  **APXB-G.** Optional mounting base for a standard 1-gang
- APXB-N.** 2-gang, or 4" sq. E.O. box. (G-Grey, N-Neutral)

Specifications subject to change without notice



1601 JACK MCKAY BLVD. / ENNIS, TEXAS 75119 U.S.A.
TELEPHONE: (800) 876-3333 / FAX (800) 765-3435

AtlasSound.com



Polars Are Normalized To Zero On Axis

MODEL APT-34T			
Frequency	Q	Di	Beamwidth
1000	2	3	310
2000	3	6	175
4000	5	7	320

DRIVER PROTECTION: The horn loudspeaker should not be operated at frequencies outside the horn cut-off. It is suggested that any program material be high-passed at 300 Hz with a 6dB per octave filter. This can be done by a low level filter at the amplifier input or by a series capacitor at each loudspeaker. Electrolytic capacitors can be used but they must be non-polarized (See *Typical Capacitor Values Chart*).

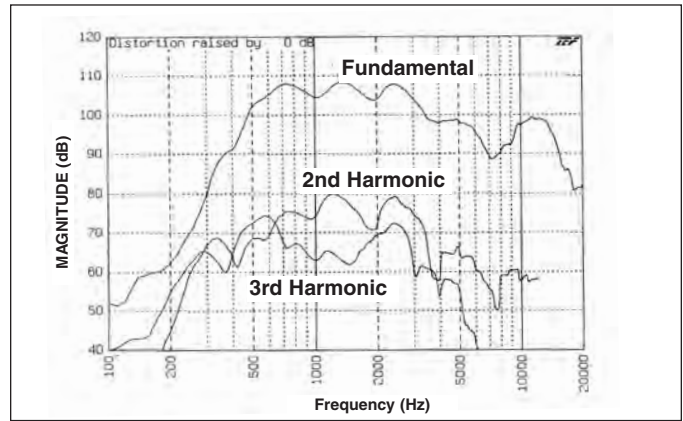
TYPICAL CAPACITOR VALUES			
8 Ohm Driver	25Volt Line	70Volt Line	100Volt Line
70 mfd	30 mfd	4 mfd	2 mfd

Electrolytic capacitors can be used but they must be non-polarized

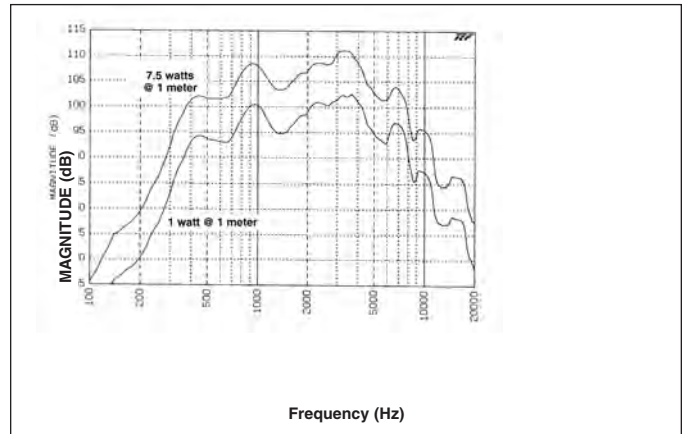
APT-34T Vari-Tap® Control Connect Center Xfmr. Power Taps				
Switch Position	Impedance (Ohms)	Watts @ 25V	Watts @ 70.7V	Watts @ 100V
1	2,500	—	1.8	4
2	1,300	—	3.7	7.7
3	666	0.9	7.5	15
4	333	1.8	15	30
5	167	3.7	30	X*
6	89	7.5	X*	X*
7	45	15	X*	X*

Atlas Sound products are designed and tested in our well-equipped research laboratory which contains a fully anechoic chamber, complete analog Bruel & Kjaer measurement equipment and Techron® TEF 20® audio analyzer. Atlas Sound is proud to be a beta site for TEF software.

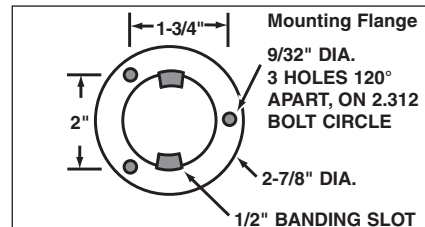
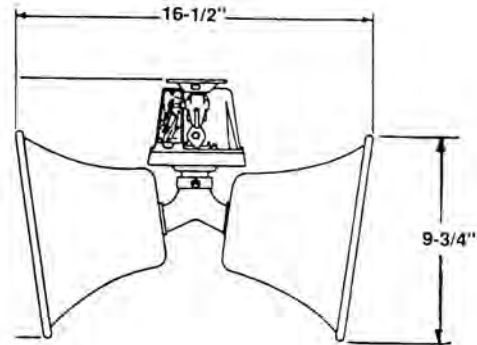
Specifications subject to change without notice



APT-34T (Harmonic Distortion - 1.5 watts @ 1 meter)



APT-34T Frequency Response



1601 JACK MCKAY BLVD. / ENNIS, TEXAS 75119 U.S.A.
TELEPHONE: (800) 876-3333 / FAX (800) 765-3435

AtlasSound.com